

**PLEASE CHECK WWW.MOLEX.COM FOR LATEST PART INFORMATION**

**Part Number:** [0022057058](#)  
**Status:** **Active**  
**Overview:** [kk](#)  
**Description:** 2.54mm (.100") Pitch KK® Wire-to-Board Header, Right Angle, with Friction Lock, 5 Circuits

**Documents:**

<a href="#">3D Model</a>	<a href="#">Product Specification PS-99020-0088 (PDF)</a>
<a href="#">Drawing (PDF)</a>	<a href="#">RoHS Certificate of Compliance (PDF)</a>
<a href="#">Product Specification PS-10-07 (PDF)</a>	

**Agency Certification**

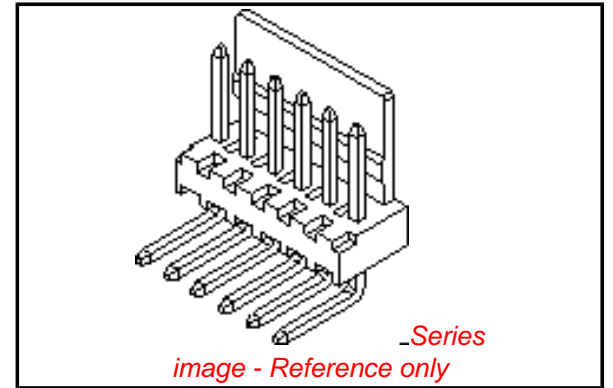
CSA	LR19980
UL	E29179

**General**

Product Family	PCB Headers
Series	<a href="#">7395</a>
Application	Wire-to-Board
Overview	<a href="#">kk</a>
Product Name	KK®

**Physical**

Breakaway	No
Circuits (Loaded)	5
Circuits (maximum)	5
Color - Resin	Natural (White)
Durability (mating cycles max)	25
First Mate / Last Break	No
Flammability	94V-0
Glow-Wire Compliant	No
Guide to Mating Part	No
Keying to Mating Part	None
Lock to Mating Part	Yes
Material - Metal	Brass
Material - Plating Mating	Tin
Material - Plating Termination	Tin
Material - Resin	Nylon
Number of Rows	1
Orientation	Right Angle
PC Tail Length (in)	0.150 In
PC Tail Length (mm)	3.80 mm
PCB Locator	No
PCB Retention	None
Packaging Type	Bag
Pitch - Mating Interface (in)	0.100 In
Pitch - Mating Interface (mm)	2.54 mm
Pitch - Term. Interface (in)	0.100 In
Pitch - Term. Interface (mm)	2.54 mm
Plating min: Mating (µin)	200
Plating min: Mating (µm)	5
Plating min: Termination (µin)	200
Plating min: Termination (µm)	5
Polarized to Mating Part	Yes
Polarized to PCB	No
Shrouded	No



**EU RoHS**

**ELV and RoHS Compliant**  
**REACH SVHC**  
 Not Reviewed  
**Halogen-Free Status**  
 Not Reviewed

**China RoHS**



**Need more information on product environmental compliance?**

Email [productcompliance@molex.com](mailto:productcompliance@molex.com)  
 For a multiple part number RoHS Certificate of Compliance, [click here](#)

Please visit the [Contact Us](#) section for any non-product compliance questions.

**Search Parts in this Series**

[7395Series](#)

**Mates With**

[2695](#) KK® Crimp Terminal Housing. [6471](#) KK® Crimp Terminal Housing. [7720](#) KK® IDT Double Cantilever

Stackable	No
Surface Mount Compatible (SMC)	No
Temperature Range - Operating	-40°C to +105°C
Termination Interface: Style	Through Hole

**Electrical**

Current - Maximum per Contact	4A
Voltage - Maximum	250V

**Solder Process Data**

Lead-free Process Capability	Wave Capable (TH only)
------------------------------	------------------------

**Material Info**

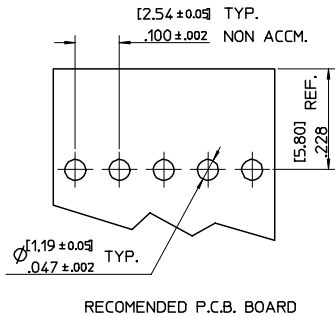
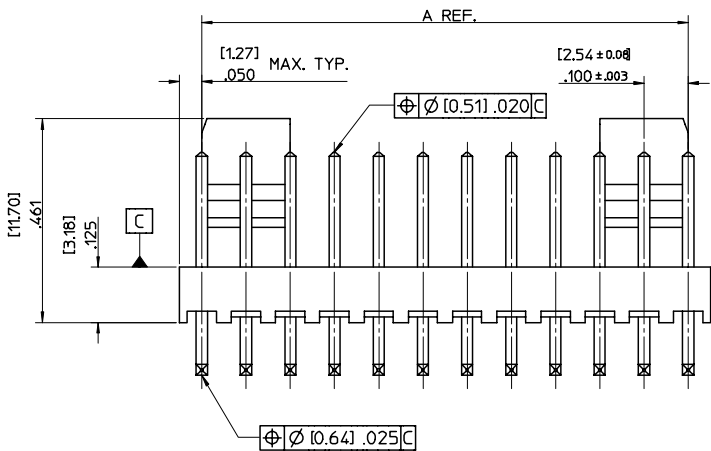
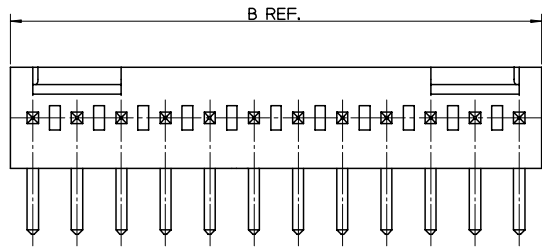
Old Part Number	A-7395-5B
-----------------	-----------

**Reference - Drawing Numbers**

Packaging Specification	PK-7478-001
Product Specification	PS-10-07, PS-99020-0088
Sales Drawing	SD-7395-001

This document was generated on 05/24/2010

**PLEASE CHECK [WWW.MOLEX.COM](http://WWW.MOLEX.COM) FOR LATEST PART INFORMATION**



AE-7395-N B

NO. OF CCTS.

WAFER ASSY. OPTION

PLATING TYPE  
BLANK: TIN  
G: GOLD

PIN FINISH:  
[0.005]/0.0002 MIN. TIN  
OVER  
[0.003]/0.0001 MIN. COPPER

PIN FINISH:  
[0.0005]/0.00002 MIN. GOLD  
OVER  
[0.0008]/0.00003 MIN. NICKEL

NO. OF CCTS	DIM. A	DIM. B
2	2.54/100	5.08/200
3	5.08/200	7.62/300
4	7.62/300	10.16/400
5	10.16/400	12.70/500
6	12.70/500	15.24/600
7	15.24/600	17.78/700
8	17.78/700	20.32/800
9	20.32/800	22.86/900
10	22.86/900	25.40/1000
11	25.40/1000	27.94/1100
12	27.94/1100	30.48/1200
13	30.48/1200	33.02/1300
14	33.02/1300	35.56/1400
15	35.56/1400	38.10/1500
16	38.10/1500	40.64/1600
17	40.64/1600	43.18/1700
18	43.18/1700	45.72/1800
19	45.72/1800	48.26/1900
20	48.26/1900	50.80/2000

ENG. NO.	PART NO.
AE-7395-2B	22-05-7028
AE-7395-3B	22-05-7038
AE-7395-4B	22-05-7048
AE-7395-5B	22-05-7058
AE-7395-6B	22-05-7068
AE-7395-7B	22-05-7078
AE-7395-8B	22-05-7088
AE-7395-9B	22-05-7098
AE-7395-10B	22-05-7108
AE-7395-11B	22-05-7118
AE-7395-12B	22-05-7128
AE-7395-13B	22-05-7138
AE-7395-14B	22-05-7148
AE-7395-15B	22-05-7158
AE-7395-16B	22-05-7168
AE-7395-17B	22-05-7178
AE-7395-18B	22-05-7188
AE-7395-19B	22-05-7198
AE-7395-20B	22-05-7208

ENG. NO.	PART NO.
AE-7395-2BG	22-12-4022
AE-7395-3BG	22-12-4032
AE-7395-4BG	22-12-4042
AE-7395-5BG	22-12-4052
AE-7395-6BG	22-12-4062
AE-7395-7BG	22-12-4072
AE-7395-8BG	22-12-4082
AE-7395-9BG	22-12-4092
AE-7395-10BG	22-12-4102
AE-7395-11BG	22-12-4112
AE-7395-12BG	22-12-4122
AE-7395-13BG	22-12-4132
AE-7395-14BG	22-12-4142
AE-7395-15BG	22-12-4152
AE-7395-16BG	22-12-4162
AE-7395-17BG	22-12-4172
AE-7395-18BG	22-12-4182
AE-7395-19BG	22-12-4192
AE-7395-20BG	22-12-4202

NOTES:-

1. MATERIALS:

WAFER: NYLON 6/6, UL 94, V-0, NATURAL COLOUR

PIN: [0.64]/0.25 SQUARE HARD DRAWN BRASS

FINISH: SEE CHART

2. PIN SOLDERABILITY PER MOLEX SPECIFICATION NUMBER 152

3. PIN PUSH OUT FORCE [0.907 KG]/2.0 LBS MIN.

4. PARTS TO BE FLAT WITHIN [0.13]/0.005 IN/IN

5. WAFERS STACKABLE END TO END

ORIGINAL RELEASE EC NO. E2005-1071 DRAWN: JDENNEHY 2005/06/20 CHKD: GMCWEENEY 2005/06/20 APPR: JDENNEHY 2005/07/07	QUALITY SYMBOLS =0 =0	GENERAL TOLERANCES (UNLESS SPECIFIED)	DIMENSION STYLE MM ONLY	SCALE 5:1	DESIGN UNITS METRIC	THIRD ANGLE PROJECTION
REV A		mm INCH	DRAWN BY DATE JDENNEHY 2005/05/13	TITLE WAFER, R/A FRICTION LOCK (2.54)/.100 CENTERS (0.64)/.025 SQ. PIN		
		4 PLACES ± --- ± ---	CHECKED BY DATE GMCWEENEY 2005/05/27			
		3 PLACES ± --- ± .010	APPROVED BY DATE JDENNEHY 2005/05/27			
		2 PLACES ± 0.25 ± .015				
		1 PLACE ± 0.38 ± ---				
		ANGULAR ± 2 °				
		DRAFT WHERE APPLICABLE MUST REMAIN WITHIN DIMENSIONS	SEE CHART	DOCUMENT NO. SD-7395-001	SHEET NO. 1 OF 1	